


**ΥΠΟΥΡΓΕΙΟ ΕΘΝΙΚΗΣ ΠΑΙΔΕΙΑΣ
ΚΑΙ ΘΡΗΣΚΕΥΜΑΤΩΝ
ΠΑΙΔΑΓΩΓΙΚΟ ΙΝΣΤΙΤΟΥΤΟ**

**Αντιγόνη Μπρατσόλη
Αγγελική Διαμαντίδου**



**Αγγλικά
Δ΄
Δημοτικού**

**Τετράδιο
Εργασιών
Τόμος 2ος**



**Αγγλικά
Δ' Δημοτικού**

Τετράδιο Εργασιών

Τόμος 2ος

**Γ΄ Κ.Π.Σ. / ΕΠΕΑΕΚ II / Ενέργεια 2.2.1 /
Κατηγορία Πράξεων 2.2.1.α:**

**«Αναμόρφωση των προγραμμάτων
σπουδών και συγγραφή νέων
εκπαιδευτικών πακέτων»**

ΠΑΙΔΑΓΩΓΙΚΟ ΙΝΣΤΙΤΟΥΤΟ

Δημήτριος Γ. Βλάχος

Ομότιμος Καθηγητής του Α.Π.Θ

Πρόεδρος του Παιδαγωγ. Ινστιτούτου

Πράξη με τίτλο: «Συγγραφή νέων

βιβλίων και παραγωγή

υποστηρικτικού εκπαιδευτικού υλικού

με βάση το ΔΕΠΠΣ και τα ΑΠΣ για το

Δημοτικό και το Νηπιαγωγείο»

Επιστημονικός Υπεύθυνος Έργου

Γεώργιος Τύπας Σύμβουλος του

Παιδαγ. Ινστιτούτου

Αναπληρωτής Επιστημ. Υπεύθ. Έργου

Γεώργιος Οικονόμου Σύμβουλος του

Παιδαγ. Ινστιτούτου.

Έργο συγχρηματοδοτούμενο 75% από

το Ευρωπαϊκό Κοινωνικό Ταμείο και

εθνικούς πόρους.

ΣΥΓΓΡΑΦΕΙΣ

Αντιγόνη Μπρατσόλη,
Εκπαιδευτικός
Αγγελική Διαμαντίδου,
τ. Σχολική Σύμβουλος

ΚΡΙΤΕΣ-ΑΞΙΟΛΟΓΗΤΕΣ

Χριστίνα Αγιακλή,
Σχολική Σύμβουλος
Ελένη Μπιντάκα,
Σχολική Σύμβουλος
Τρισεύγενη Γιάνναρη,
Εκπαιδευτικός

ΕΙΚΟΝΟΓΡΑΦΗΣΗ

Ανδρέας Κατσαούνης,
Σκιτσογράφος - Εικονογράφος

ΦΙΛΟΛΟΓΙΚΗ ΕΠΙΜΕΛΕΙΑ

Αργυρή Αποστολίδου, *Φιλολόγος*

ΥΠΕΥΘΥΝΟΙ ΤΟΥ ΜΑΘΗΜΑΤΟΣ
ΚΑΤΑ ΤΗ ΣΥΓΓΡΑΦΗ

Ιωσήφ Ε. Χρυσόχοος, Πάρεδρος
ε.θ. του Παιδαγωγικού Ινστιτούτου

Πέτρος Μπερερής,

Σύμβουλος του Παιδαγωγικού
Ινστιτούτου

ΥΠΕΥΘΥΝΗ ΤΟΥ ΥΠΟΕΡΓΟΥ

Άννα Σιγανού, Εκπαιδευτικός

ΑΝΑΔΟΧΟΣ

ΕΛΛΗΝΙΚΑ ΓΡΑΜΜΑΤΑ

ΠΡΟΕΚΤΥΠΩΤΙΚΕΣ ΕΡΓΑΣΙΕΣ

ACCESS Γραφικές Τέχνες Α.Ε.

ΠΡΟΣΑΡΜΟΓΗ ΤΟΥ ΒΙΒΛΙΟΥ ΓΙΑ
ΜΑΘΗΤΕΣ ΜΕ ΜΕΙΩΜΕΝΗ ΟΡΑΣΗ

Ομάδα Εργασίας

Αποφ. 16158/6-11-06 και

75142/Γ6/11-7-07 ΥΠΕΠΘ

**ΥΠΟΥΡΓΕΙΟ ΕΘΝΙΚΗΣ ΠΑΙΔΕΙΑΣ
ΚΑΙ ΘΡΗΣΚΕΥΜΑΤΩΝ
ΠΑΙΔΑΓΩΓΙΚΟ ΙΝΣΤΙΤΟΥΤΟ**

**Αντιγόνη Μπρατσόλη
Αγγελική Διαμαντίδου**

**ΑΝΑΔΟΧΟΣ ΣΥΓΓΡΑΦΗΣ:
ΕΛΛΗΝΙΚΑ ΓΡΑΜΜΑΤΑ**

**Αγγλικά
Δ' Δημοτικού**

Τετράδιο Εργασιών

Τόμος 2ος

Unit 6: Animals

Lesson 1: My pet

1 Match the pictures to the words:



a) goldfish, b) dog, c) cat, d) bird,
e) iguana, f) sheep, g) cow,
h) duck, i) tortoise

1)....., 2)....., 3)....., 4).....,
5)....., 6)....., 7)....., 8).....,
9).....

2 Are these statements **TRUE (T)** or **FALSE (F)**? Write **T** or **F** in the blanks:

- * A bird swims in a bowl.....
- * An iguana climbs trees
- * A sheep eats grass
- * A dog makes milk
- * A duck swims in a pond.....
- * A cow makes water.....
- * A cat likes apples.....
- * A bird sings in a cage.....
- * A goldfish climbs trees
- * A tortoise walks slowly.....



Correct the false statements. Look at the example:

e.g. A cow doesn't make water. It makes milk.

*

.....



.....



.....



.....

.....



3 Answer the questions.

Use Yes, it does/No, it doesn't:

* Does an iguana make milk?.....

.....

* Does a tortoise walk slowly?....

.....

* Does a duck swim in a pond?..

.....

* Does a goldfish wiggle its tail?.

.....

* Does a sheep eat grass?.....

.....

* Does an iguana climb trees?....

.....

4 Match the pets to the children:



My name's Sandra. My pet has got four legs and it can run very fast. It's white and brown and it's got small teeth and small ears. It likes fish and milk.

It is a(n)



My name's Julia. My pet has got four legs and a long tail. It's green and it can climb trees, but it can't run fast. It sometimes sleeps in the day.

It's a(n)

I'm Linda. My pet has got a tail, but it hasn't got any legs or arms. It's small and orange. It lives in a bowl and it can swim. It's a (n).....



I'm Ruth. My pet has got two legs and a tail, but it hasn't got any feet or hands. It's got wings and it can fly, but not very well. It's got a long nose, a beak. It lives in a cage and it sings every day.

It's a(n).....

5 Find and correct the mistakes in these sentences:



* My favourite animal are my pet dog:

✳ A fish eat special food:

.....

✳ A bird lives in the cage:

.....

✳ A dog wiggles their tail:

.....

✳ A duck swims on a pond:

.....

✳ A cat isn't sing in a cage:

.....

✳ A cow doesn't makes water:

.....

6 Read about the giraffe and put the following words in the blanks:

ears, long, lives, brown, tree

A giraffe is a very tall animal. It can be 5 or 6 metres tall. It (1)..... in the African savannas. It's white and (2)..... It's got a (3)..... neck, long legs

and a long tail. It's got
a small head and small
(4).....

It eats (5).....
leaves. It has baby
giraffes (calves).



Lesson 2: A visit to the Sea Turtle Rescue Centre

1 Match the pictures to the words:

1.  © WWF-Ελλάς/Ιουλίτσα ΣΙΩΠΗ

2.  © march24'05011/Arcturos

3.  © WWF-Canon/Michel GUNTHER

4.  © WWF/Fredy MERCAY

5.  © EIKONA 006/Arcturos

6.  © AGRIOGIDO/Arcturos

7.  φωτο: E. Cessi/MOM

a) wild goat, b) wolf, c) tiger,
d) monachus monachus, e) brown bear, f) dolphin, g) giant panda

1)....., 2)....., 3)....., 4).....,
5)....., 6)....., 7).....

2 Can you find the animals? Use these words:

cat, fish, tortoise, bird

✳ It's small and orange. It hasn't got any hands or feet. It's a(n)

.....

✳ It's small and yellow. It has got two legs but it hasn't got any hands. It's a(n).....

✳ It's small and black. It's got four legs and a moustache. It's a(n)

.....

✳ It's brown and green. It's got four legs and it lives in its 'house'. It's (a)

3 Use the prompts and make sentences about the sea turtle

(caretta caretta)



*** lives/Sea/the/
Mediterranean/sea/ The/turtle/in**

.....

.....

*** hundred/a/weights/It/kilos**

.....

.....

*** eggs/on/its/sea/The/lays/land/
turtle**

.....

.....

*** turtle/breathes/sea/air/The**

.....

.....

*** with/its/rear/moves/It/flippers/
front/and**

.....


.....

*** nests/It/Greece/in**

.....

.....

4 Look at the information in the chart and write the suitable animal next to the statements:



	It lives
Giant panda	China
Sumatran Tiger	Indonesia
Monachus monachus	The Mediterranean Sea
Brown Bear	Mountains in Pindos and Rodopi
Wolf	Mountains in Pindos and Rodopi
Dolphin	The Mediterranean Sea
Wild goat	Mountains in Pindos and Rodopi

It eats	It weighs
bamboo	125 kilos
wild pigs, deer	140 kilos
small fish, octopuses, squid	300 kilos
grass, roots, ants, fish	250 kilos
deer, wild pigs, wild goats, sheep, goats, cows, rabbits, grass	40 kilos
small fish	110 kilos
grass, tree leaves	40 kilos

Note: 100=one hundred, 200=two hundred, 250=two hundred and fifty



- ✳ It lives in Indonesia
- ✳ It eats small fish.....
- ✳ It weighs 250 kilos.....

- ✳ It eats bamboo
- ✳ It eats tree leaves
- ✳ It lives in the Mediterranean Sea

5 Look at the information about the Giant Panda and write a text about this animal. Use as much information as you can:



ΤΑΥΤΟΤΗΤΑ

Επιστημονικό όνομα:
Ailuropoda melanoleuca

Κοινό όνομα: Γιγάντιο
Πάντα

Βάρος: 86 - 125 κιλά

Ύψος: 1.20 - 1.90μ.

Χρώμα: Άσπρο και μαύρο

Βιότοπος, εξάπλωση: Οροσειρές της νοτιοδυτικής Κίνας

Τροφή: μπαμπού (12-15 κιλά την ημέρα)

Μέσος όρος ζωής: 20 χρόνια στο

φυσικό του περιβάλλον
Πληθυσμός: Περίπου 1.600 άτομα
Κύριες απειλές: Συρρίκνωση του
βιότοπου και έλλειψη τροφής,
παράνομο κυνήγι

(simplified and abridged from
www.wwf.gr)

.....

.....

.....

.....

.....

.....

.....

.....

.....

.....

.....

Αν θέλεις να δουλέψεις σε πιο
εύκολους ρυθμούς πήγαινε στο
παράρτημα I και κάνε τις ασκήσεις
που μπορείς

Unit 7: What are you doing?

Lesson 1: Helping around the house

1 Match the pictures to the phrases:

1.



2.



3.



4.



5.



6.



7.



8.



- a) Andrew's sweeping,
- b) Andrew's making the beds,
- c) Dad's watering the plants,

- d) Dad's washing up,
- e) Andrew's setting the table,
- f) Mum's cooking,
- g) Amy's washing the floor,
- h) Amy's ironing

- 1).....
- 2).....
- 3).....
- 4).....
- 5).....
- 6).....
- 7).....
- 8).....

2 Write the -ing forms:

- wash.....
- have.....
- swim.....
- watch.....
- come.....
- sit
- look.....
- walk.....
- study.....
- give.....
- play
- get.....
- eat.....

put
fly

3 Look at the ghosts and write crazy sentences:

1.




2.



3.



4.



✳ Number 1

.....

✳ Number 2

.....

✳ Number 3

.....

***Number 4**

.....

4 Look at the pictures and answer the questions. Use **Yes, he/she is - No, he/she isn't:**



Chris



Jude



George



Bill



Nadia



Liz



Jess



Harry

***Is Chris eating a hamburger?**

.....

***Is Nadia flying a kite?**

.....

✳️ Is Bill playing football?

.....

✳️ Is Jude singing?.....

✳️ Is George playing the piano?

.....

✳️ Is Harry walking in the rain?

.....

✳️ Is Jess fishing?.....

✳️ Is Liz dancing?

4 Look at the photos. What are they doing?



© newsports photo agency

Hrysopigi...Devetzi.....

.....

.....

The boy.....

.....

.....

.....

.....



Handwriting practice lines consisting of 12 horizontal rows of dashed lines on a white background.



Lesson 2: What do they do?

1 Match the pictures to the words:

- a) waiter,
- b) reporter,
- c) baker,
- d) policeman,
- e) shop assistant,
- f) nurse,
- g) bus driver,
- h) doctor,
- i) teacher,
- j) hairdresser

1.



2.



3.



4.



5.



6.



9.



7.



8.



10.



1)....., 2)....., 3)....., 4)....., 5)....., 6).....,
7)....., 8)....., 9)....., 10).....

2 Look at the pictures and answer the questions. Look at the example:

**e.g. Is the nurse giving some medicine to a patient? Yes, she is.
Is the hairdresser answering the phone? No, she isn't.**



*** Is the waiter taking an interview?**

.....

*** Is the bus driver driving a car?**

.....

*** Is the baker baking bread?**

.....

✳ Is the reporter driving a bus?

.....

✳ Is the shop assistant correcting tests?

.....

✳ Is the doctor examining a patient?

.....

✳ Is the nurse cutting a woman's hair?

.....

✳ Is the teacher giving some clothes to a customer?

.....

✳ Is the hairdresser serving people in a restaurant?

.....



3 Brothers and sisters. What are their jobs? Read the clues and find out:



Ken Penny



Ron Helen

Penny's brother drives a bus.

The hairdressers' brother is a bus driver.

John works in a school.

The teacher's sister takes interviews.

Ron is a bus driver or a policeman.

Her brother drives a police car and she examines patients.



Kate John

Jobs

Bus driver,
Reporter,
Hairdresser,
Policeman,
Doctor, Teacher

Ken is a.....

Penny is a.....

John is a.....

Kate is a.....

Ron is a.....

Helen is a.....

4 Read the interview and write about Nick Page:

Reporter: What's your name?

Nick: Nick Page.

Reporter: What do you do?

Nick: I'm a policeman.

Reporter: Where do you work?

Nick: I work in a police station, but sometimes I drive a police car in the city.

Reporter: Do you wear special clothes?

Nick: I wear a blue uniform and a grey hat.

Reporter: Do you like your job?

Nick: Yes, I like it very much



This is my job
A policeman

Nick Page.....
.....
.....
.....
.....
.....
.....
.....

5 Interview one of your relatives (e.g. father/mother/uncle/aunt) about his/her job. Find this information:

- ✓ What's his/her name?
- ✓ What's his/her job?
- ✓ Where does he/she work?
- ✓ What does he/she wear?
- ✓ What exactly does he/she do?



Write the answers here. Make a drawing or put a photo in the box:

Name:.....

Job:

He/She works in.....

He/She wears.....

In this picture he/she.....

.....



Use the answers and write an article about him/her

This is my job

A.....

My.....

.....

.....

.....

.....

.....


.....
.....
.....
.....
.....
.....
.....
.....
.....
.....

Αν θέλεις να δουλέψεις σε πιο εύκολους ρυθμούς πήγαινε στο **παράρτημα I και κάνε τις ασκήσεις που μπορείς**

Unit 8: Around the city

Lesson 1: At the park

1 Find seven words/phrases related to a park:




H	E	L	O	T	Y	O
U	A	R	E	R	I	M
K	W	A	T	E	R	L
E	V	E	K	E	Y	I
E	G	R	A	S	S	T
P	I	C	K	W	E	T
O	L	S	I	G	N	E
F	L	O	W	E	R	R
F	T	H	A	K	N	P

2 Find the mistakes in the phrases, correct them and talk about rules in a park. Use these words and write the correct phrases in the boxes:

follow, feed, play, off, pick, litter


**Don't eat the ducks Don't watch
football Don't jump Litter the
paths Don't draw the flowers
Keep on the grass**



Handwriting practice lines consisting of six horizontal orange bars with a dashed line for the middle line and a solid line for the bottom line.

3 Say what these signs mean. Use these words or phrases:

take photos, play music, litter, drink, pick the flowers, smoke, light fires





- 1.
- 2.
- 3.
- 4.
- 5.
- 6.
- 7.


4 Put the words in the blanks and write classroom language.

**work, open, eat, play, write,
listen, speak (X2), do, put up, run,
talk**



+	-
..... in pairs	Don't Greek
..... your books	Don't..... your sandwich in class
..... English	Don't..... in the classroom
..... to the cassette	Don't on the desks or the walls
..... your homework	Don't football in the classroom
..... ... your hand	Don't in the playground

5 Tell the robot what to do:



1
.....



2

.....
.....




3

.....
.....



4

.....
.....



5

.....
.....



6


.....
.....

Lesson 2: A traffic warden visits our school

1 Match the pictures to the words:



a) crossing



b) traffic lights



c) seat belt



d) pavement



e) pedestrian

1....., 2....., 3....., 4....., 5.....

2 Choose the correct phrase. Tick the box:

You can't turn left

You must turn left



Don't cross the street

Be careful, there are children crossing the street



You can't park here

You must park here



You can't ride your bicycle here

You can ride your bicycle here

bicycle here



You can drive at 50 km an hour

You can't drive at 50 km an hour



You can't drive here

You must drive here



You can sound your horn here

You can't sound your horn here



3 Write school rules. Use **we must, we mustn't or we can:**

*****
be quiet in the classroom and
..... talk to
our friends at the break.

*****
play football in the classroom, but
..... play
football in the playground.

***** **read comics at**
the break, but
read comics in class.

***** **speak**
English in the English class, but
..... sometimes
speak Greek.

4 Match the left and the right column. Draw lines:

Cross the street • • **when the light is red**

Don't run • • **your seat belt**

Don't cross the street • • **across the street**

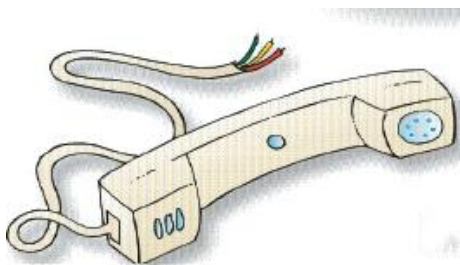
Always wear • • **at a crossing**



5 Read what Maria is telling her cousin on the phone. Give Maria and Tania advice about what to be careful of, when they are walking in the street:

.....χτες, που λες, περάσαμε φανταστικά με την Τάνια. Πήγαμε στο σινεμά. Είχαμε δώσει ραντεβού έξω από το σπίτι της. Μόλις έφτασα σπίτι της και την είδα να περιμένει, έτρεξα να πάω κοντά της. Όμως την ώρα που περνούσα το δρόμο ένα αυτοκίνητο κόντεψε να πέσει πάνω

μου! Από τη βιασύνη μου να δω τη φίλη μου δεν έλεγξα πριν περάσω το δρόμο! Πήρα μια τρομάρα! Τέλος πάντων, το έργο ήταν φοβερό! Γελάσαμε με την ψυχή μας! Και στο δρόμο της επιστροφής, καθώς θυμόμασταν διάφορες σκηνές περπατώντας στο δρόμο, ένα μηχανάκι κόντεψε να χτυπήσει την Τάνια. Έτσι όπως ήμασταν αφηρημένες και γελούσαμε, καθώς θυμόμασταν τις σκηνές του έργου, ξεχαστήκαμε και περπατούσαμε στη μέση του δρόμου. Άλλη φορά θα προσέχουμε και εγώ και εκείνη, όταν περπατάμε στο δρόμο.....



Now, give Maria and Tania advice:



.....



.....
.....
.....

**Αν θέλεις να δουλέψεις σε πιο
εύκολους ρυθμούς πήγαινε στο
παράρτημα I και κάνε τις ασκήσεις
που μπορείς**

Unit 9: The school party

Lesson 1: At the supermarket

1 Put these words in the correct list:

oranges, apples, carrots, lettuce, cheese, tomatoes, eggs, sweets, chicken, ham, yoghurt, milk, ice cream, biscuits, cake, chocolate, sugar

Meat	Vegetables	Sweets

Dairy products	Fruit

Can you add more words to the lists?

2 Write a, an/some in front of the words:



.....cheese, ham,
 lemonade,egg,
hamburger, sandwich,
 butter, cola,chips,
sausage,peanuts,
bread



3 Match the phrases to the foods.
Look at the example:



e.g. a bottle of milk



cheese, crisps, lemonade,
bread, sausages, eggs



a packet of, a kilo of, a bottle of, a
bag of, a dozen



biscuits, peanuts, cola, milk,
cornflakes, ham

.....

.....

.....

.....

.....

.....

4 Sophia's mother is at the
supermarket. These are the things
in her trolley. Complete her
shopping list:



1 dozen eggs
3 packets of cr.....
2

5 Complete the bubbles:

1.
.....
.....
.....

3.
two.....
.....
.....

2.
.....
.....
.....



1.90 €/packet

4.
.....
.....
.....

1. How much is this milk?

3. I'll have two bottles, please

2. It's 1.80€ a bottle



4. That's 3.60€ please

1.
.....
.....
.....

3.
half.....
.....
.....

2.
.....
.....
.....



4.
.....
.....
.....

3.40 €/dozen

1.
.....
.....
.....

3.
two.....
.....
.....

2.
.....
.....
.....



2.30 €/packet

4.
.....
.....
.....

1.
.....
.....
.....

3.
250
grams
.....
.....

2.
.....
.....
.....



12.40 €/kilo

4.
.....
.....
.....

1.
.....
.....
.....

3.
three
.....
.....


2.
.....
.....
.....

4.
.....
.....
.....

1.70 €/kilo

5 Put the words in the correct list:

milk, sweets, chocolate, cornflakes, ice cream, apples, oranges, carrots, tomatoes, yoghurt, pizza, cake, hamburgers, chips, crisps

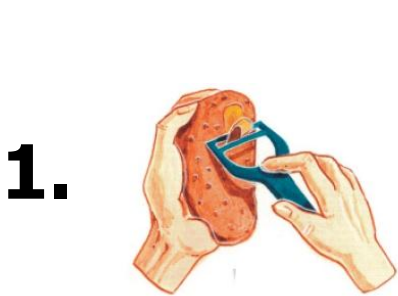


**It's good to eat
or drink...**

**It's not good to
eat or drink...**

Lesson 2: Let's make some sandwiches

1 Match the pictures to the words



a) slice
b) boil
c) spread



d) add
e) mix
f) grate



g) drain
h) beat
i) peel



j) pour

1....., 2....., 3....., 4....., 5.....,
6....., 7....., 8....., 9....., 10.....,

2 Do you like stories? Read this story about a tasty stone soup and answer the questions that follow:



"The Stone Soup"

One day a beggar comes to an old woman's house. He says:

"Please, I need some food"

But the woman says:

"Go away! I haven't got any food!"

Then the beggar says:

"But I've got a magic stone. I can make soup with it. I only need some water"

Then the woman says:

"A magic stone, eh? Well, then, come in. I've got some water."

She puts a saucepan with water on the cooker and the beggar puts the stone in the water. Then he tastes the soup.

"Mmmm! It's very tasty. But it just needs some salt and pepper"

The woman says:

"I've got some salt and pepper"

She adds some salt and pepper to the soup. The beggar tastes the soup.

"Mmmm! It's very tasty! It just needs some vegetables"

The woman says:

"I've got some vegetables"

She runs into the garden and comes back with some tomatoes, some potatoes, some carrots and some parsley in her hands. She adds them to the soup. The beggar tastes the soup.

"Mmmm! It's very tasty. It just needs some meat"

The woman says:

"I've got some meat"

She brings some meat and sausages and adds them to the soup. The beggar tastes the soup.

"Right! I can't see the stone now.

The soup is ready. Let's eat. But bread is very good with stone soup"

The woman says:

"I've got some bread"

She brings some bread and two dishes. She puts them on the table.

The beggar pours the soup in the dishes. The woman tastes the soup.

"Mmmm! It's very tasty! And there's only a stone in it!"

The beggar eats the soup. When he goes away, he gives the woman the magic stone.

"You can have the magic stone now" he says.

"Oh, thank you" she says.

"But, remember" says the beggar.

"For the best stone soup, you need some salt, some pepper, some potatoes, some tomatoes, some carrots, some parsley, some meat and some sausages"

Tick the things that the old woman put in the saucepan. Then make sentences and read them out in class:

In the soup there is/ are some/a-an...

Tomatoes

Fish

Potatoes

Onions

Carrots

Meat

Stone

Butter

Egg

Sausages

Chicken


Parsley

Salt

Pepper



Now, act out the story in pairs. One of you is the beggar and the other is the old woman. Copy your lines here and learn them by heart:



A large orange rectangular area containing 15 horizontal dotted lines for writing.

3 Make questions with **how much** or **how many**:



.....milk is
there in the bottle?

.....bananas
have you got in your bag?

.....ham do you
want in your sandwich?

.....sugar do you
take in your coffee?

.....sandwiches
have we got for the party?

.....packets of
crisps have we got for the party?

.....lemonade is
there in your glass?



Αν θέλεις να δουλέψεις σε πιο
εύκολους ρυθμούς πήγαινε
παράρτημα I και κάνε τις ασκήσεις
που μπορείς

Unit 10: Enjoy your holiday

Lesson 1: Our yearbook

1 This is Eva's entry from the school yearbook. Read it and answer the questions that follow:



My name is Eva Maldini. I am a new student in this school. I come from the USA. My mother is Greek and my father is Italian. They are architects. I like it here in Athens and I like my school and my new new friends. My favourite sport is volleyball and my hobby is paying computer games.

My favourite subject is environment Studies, because I like learning about the Nature and animals. My favourite animal is the caretta caretta sea turtle and I am sorry that it's an endangered species. I try to protect the environment and I give my old books for recycling. When I grow up, I want to be a volunteer for Environmental Organizations like WWF or Greenpeace.



✓ **Where is Eva from?.....**

.....

✓ **Where is her father from?.....**

.....

✓ What does he do?.....

.....

✓ Does Eva like basketball?

.....

✓ Why does she like Environmental Studies?.....

✓ What's her favourite animal?.....

.....

✓ What does she do to protect the environment?.....

.....

✓ What does she want to do when she grows up?.....

2 Answer these questions about yourself:

✓ Where do you come from?.....

.....

✓ Where does your father come from?

✓ What does he do?.....

.....

✓ Where does your mother come from?.....

✓ What does she do?.....

✓ What's your favourite sport?.....


✓ What's your favourite subject?.....

✓ Why do you like it?.....

✓ What do you want to do when you grow up?.....



3 Use your answers to the questions in exercise 2 to write about yourself. Paste your photo in the white box.



This is me!

A series of horizontal dotted lines for writing, consisting of 15 rows of dots.

Lesson 2: "Dairy the fairy"

1 Read the story with Dairy the fairy in the Student's book and help Andrew. He is telling his sister Amy the story, but he can't remember it well. Find his mistakes and correct them:



Dairy is a fairy. She lives on a farm with her dog, Milky. Dairy and Milky are good friends. They play together every day.



Dairy likes dairy products. She only eats milk and meat. On her farm she's got a duck in a stable and she has fresh milk and meat every day.



One day Dairy goes in the kitchen. She opens the fridge, but there is no milk. Milky is on the fridge. Dairy asks Milky: "Where is my milk?" Milky is licking his whiskers. Then he says: "Yummy, yummy, yummy, it's in my tummy".



Then Dairy is very angry. She takes her magic hat, waves it in the air and Abracadabra! Milky is now a horse! Horses don't drink milk. Now Dairy is happy. The horse can't drink her milk.



One day Dairy goes in the kitchen. She opens the fridge, but there is no meat. Milky is on the fridge. Dairy asks Milky: "Where is my meat?" Milky is licking his whiskers. Then he says: "Yummy, yummy, yummy, it's in my tummy"



Then Dairy is very angry. She takes her magic hat, waves it in the air and Abracadabra! Milky is now an iguana. Iguanas don't eat meat. Now Dairy is happy. The iguana can't eat her meat.




One day Dairy goes out on the farm. She wants fresh milk and meat. She looks for her duck, but she can't find her. Milky is near the stable. Dairy asks Milky: "Where is my duck?" Milky is licking his whiskers. Then he says: "Yummy, yummy, yummy, it's in my tummy".



Then Dairy is very angry. She takes her magic hat, waves it in the air and Abracadabra! Milky

is now a.....?! He's got a crocodile body, a camel head, a monkey tail, a giraffe neck and donkey ears! Milky is very happy. He is ridiculous. All the animals are

laughing at him. But Dairy is happy, too. She loves Milky. He is her friend and Dairy misses him.



Then Dairy takes her magic hat, waves it in the air and Abracadabra! Now Milky is a dog, again. Then Dairy takes her magic hat again, waves it in the air and Abracadabra! Now there are meat trees on her

farm and a well of milk. Dairy and Milky can drink milk and eat meat all day long!

Αν θέλεις να δουλέψεις σε πιο εύκολους ρυθμούς πήγαινε στο **παράρτημα I και κάνε τις ασκήσεις που μπορείς**

APPENDIX I

WORK AT YOUR OWN PACE

Δούλεψε στους δικούς σου ρυθμούς

Unit 6 - Lesson 2

5 Διάβασε τις πληροφορίες για το γιγάντιο πάντα και γράψε ένα κείμενο για το ζώο αυτό.

Χρησιμοποίησε τις απαντήσεις στις ερωτήσεις που ακολουθούν:



ΤΑΥΤΟΤΗΤΑ

Επιστημονικό όνομα:

Ailuropoda melanoleuca

Κοινό όνομα: Γιγάντιο

Πάντα Βάρος: 86 - 125

κιλά

Ύψος: 1.20 - 1.90μ.

Χρώμα: Άσπρο και μαύρο

Βιότοπος, εξάπλωση: Οροσειρές της νοτιοδυτικής Κίνας

Τροφή: μπαμπού (12-15 κιλά την ημέρα)

Μέσος όρος ζωής: 20 χρόνια στο φυσικό του περιβάλλον

Πληθυσμός: Περίπου 1.600 άτομα

Κύριες απειλές: Συρρίκνωση του βιότοπου και έλλειψη τροφής, παράνομο κυνήγι

(simplified and abridged from www.wwf.gr)

✓ **What is its name? Giant Panda**

✓ **How much does it weigh? It weighs 86 to 125 kilos**


✓ **How tall is it? It's 1.20 to 1.90 metres tall**

✓ **What colour is it? It's black and white**

✓ **Where does it live? It lives in the mountains of southwestern China**

✓ **What does it eat? It eats 12 to 15 kilos of bamboo a day**

- ✓ How long does it live? It lives about 20 years
- ✓ How many pandas are there today? There are about 1.600 pandas today
- ✓ What are the main problems? Destruction of the habitat, lack of food, poaching



Unit 7

Lesson 2

3 Βρες τι δουλειά κάνουν τα αδέλφια τους:

Ken

Penny



Jobs

Bus driver,
Reporter,
Hairdresser,
Policeman,
Doctor, Teacher



Kate

John



Ron

Helen

Penny's brother drives a bus.

The hairdressers' brother is a bus driver.

John works in a school.

The teacher's sister takes interviews.

Ron is a bus driver or a policeman. Her brother drives a police car and she examines patients.

Kate is a reporter and her brother John is a.....

Ken is a bus driver and his sister Penny is a.....

Ron is a policeman and his sister Helen is a.....

4 Διάβασε τη συνέντευξη με το Nick Page και μετά γράψε για αυτόν. Χρησιμοποίησε το κείμενο για τη νοσοκόμα Nelly Pitt ως παράδειγμα και δώσε προσοχή στις έντονα μαύρες λέξεις:

A nurse

Nelly Pitt is a nurse and works in a hospital. She helps patients in the

hospital. She wears a white uniform and a white hat. She likes her job very much.

Reporter: What's your name?

Nick: Nick Page.

Reporter: What do you do?

Nick: I'm a policeman.

Reporter: Where do you work?

Nick: I work in a police station, but sometimes I drive a police car in the city.

Reporter: Do you wear special clothes?

Nick: I wear a blue uniform and a grey hat.

Reporter: Do you like your job?

Nick: Yes, I like it very much



This is my job
A policeman

Nick Page.....

.....

.....

.....

.....

.....

.....

.....

Unit 8

Lesson 1

5 Ταίριαξε τις φράσεις με τα σκίτσα για να πεις στο ρομπότ τι πρέπει να κάνει:

**run, sit down, stand up,
put up your hand, go to the door,
stretch your arms**



1

.....




2
.....



3
.....



4
.....



5
.....



6
.....

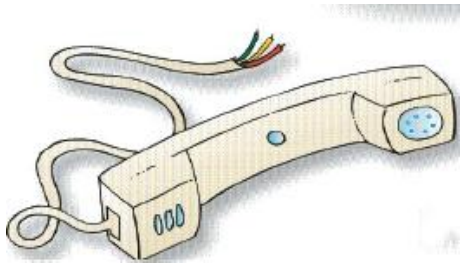
Lesson 2

5 Η Μαρία και η φίλη της η Τάνια πήγαν μια βόλτα αλλά ήταν πολύ απρόσεκτες στο δρόμο και έκαναν πράγματα που δεν έπρεπε να

κάνουν. Διάβασε τη διήγηση της Μαρίας και διάλεξε ποιες φράσεις είναι κατάλληλες για συμβουλές στις δύο φίλες. Βάλε ένα ✓ δίπλα στις σωστές συμβουλές:

.....χτες, που λες, περάσαμε φανταστικά με την Τάνια. Πήγαμε στο σινεμά. Είχαμε δώσει ραντεβού έξω από το σπίτι της. Μόλις έφτασα σπίτι της και την είδα να περιμένει, έτρεξα να πάω κοντά της. Όμως την ώρα που περνούσα το δρόμο ένα αυτοκίνητο κόντεψε να πέσει πάνω μου! Από τη βιασύνη μου να δω τη φίλη μου δεν έλεγξα πριν περάσω το δρόμο! Πήρα μια τρομάρα! Τέλος πάντων, το έργο ήταν φοβερό! Γελάσαμε με την ψυχή μας! Και στο δρόμο της επιστροφής, καθώς θυμόμασταν διάφορες σκηνές περπατώντας στο δρόμο, ένα

μηχανάκι κόντεψε να χτυπήσει την Τάνια. Έτσι όπως ήμασταν αφηρημένες και γελούσαμε, καθώς θυμόμασταν τις σκηνές του έργου, ξεχαστήκαμε και περπατούσαμε στη μέση του δρόμου. Άλλη φορά θα προσέχουμε και εγώ και εκείνη, όταν περπατάμε στο δρόμο.....



Τώρα βάλε ✓ και διάλεξε τις κατάλληλες συμβουλές για τα δυο κορίτσια:

- * Always look out for cars, when you are crossing the street
- * Wait for your friend in the street
- * Don't walk in the middle of the street, always walk on the

pavement

* Don't talk and laugh with your friends, when you are walking in the street

* If there aren't any cars, you can walk in the street

Unit 9

Lesson 1

5 Συμπλήρωσε τις λέξεις που λείπουν:

1. How much is this?

3. I'll have two please

2. It's € a packet

4. That's € please



1.90 €/packet

1. How much is this milk?

3. I'll have two bottles, please

2. It's 1.80€ a bottle



4. That's 3.60€ please

1. How much
.....
eggs?

3. I'll have half a dozen please

2. They're€
a dozen



4. That's €
please

3.40 €/dozen

1. How much are sausages?

3. I'll have two please

2. They 're€ a kilo

4. That's € please



2.30 €/packet

1. How much this ham?

3. I'll have 250 grams, please

2. It's € a kilo

4. That's € please




12.40 €/kilo

1. How much
.....
.....
these
.....?

3. I'll have three
.....
please

2. They're
.....€
a kilo

4. That's
..... €
please



1.70 €/kilo

Lesson 2

2 Σου αρέσουν οι ιστορίες; Αν ναι, διάβασε την παρακάτω ιστορία και δώσε απαντήσεις στην άσκηση που ακολουθεί:



"The Stone Soup"

One day a beggar comes to an old woman's house. He says:

"Please, I need some food"

But the woman says:

"Go away! I haven't got any food!"

Then the beggar says:

"But I've got a magic stone. I can make soup with it. I only need some water"

Then the woman says:

"A magic stone, eh? Well, then, come in. I've got some water."

She puts a saucepan with water on the cooker and the beggar puts the stone in the water. Then he tastes the soup.

"Mmmm! It's very tasty. But it just needs some salt and pepper"

The woman says:

"I've got some salt and pepper"

She adds some salt and pepper to the soup. The beggar tastes the soup.

"Mmmm! It's very tasty! It just needs some vegetables"

The woman says:

"I've got some vegetables"

She runs into the garden and comes back with some tomatoes, some potatoes, some carrots and some parsley in her hands. She adds them to the soup. The beggar tastes the soup.

"Mmmm! It's very tasty. It just needs some meat"

The woman says:

"I've got some meat"

She brings some meat and sausages and adds them to the soup. The beggar tastes the soup.

"Right! I can't see the stone now. The soup is ready. Let's eat. But

bread is very good with stone soup"

The woman says:

"I've got some bread"

She brings some bread and two dishes. She puts them on the table.

The beggar pours the soup in the dishes. The woman tastes the soup.

"Mmmm! It's very tasty! And there's only a stone in it!"

The beggar eats the soup. When he goes away, he gives the woman the magic stone.

"You can have the magic stone now" he says.

"Oh, thank you" she says.

"But, remember" says the beggar.

"For the best stone soup, you need some salt, some pepper, some potatoes, some tomatoes,

some carrots, some parsley, some meat and some sausages"

Τα τετράγωνα με τα ✓ στον παρακάτω πίνακα σου δείχνουν τι υπάρχει μέσα στη σούπα.

Χρησιμοποίησε τις λέξεις και φτιάξε προτάσεις με τις φράσεις (πρόσεξε ποιες λέξεις είναι στον ενικό και ποιες στον πληθυντικό αριθμό για να χρησιμοποιήσεις την κατάλληλη φράση):

**There is a/an.....,
There is some.....,
There are some.....**

In the soup there is/ are some/a-an...

Tomatoes



Fish

Potatoes



Onions

Carrots

Meat

Stone

Butter

Egg

Sausages

Chicken

Parsley

Salt

Pepper



In this soup

.....

.....

.....

.....

.....

.....

.....

.....

.....

.....

.....

Unit 10

Lesson 1

2 Απάντησε τις παρακάτω ερωτήσεις για τον εαυτό σου. Συμπλήρωσε ή διάλεξε την κατάλληλη/κατάλληλες λέξη/λέξεις:

✓ Where do you come from?

I come from

✓ Where does your father come from?

My father comes from.....

✓ What does he do?

He is a...../ He works

.....

✓ Where does your mother come from? My mother comes from

.....

✓ What does she do?

She is a...../ She

works

✓ What's your favourite sport?

I like football/basketball/swimming/

.....

✓ What's your favourite subject?

I like Maths/English/Language/

.....

✓ Why do you like it?

**I like it because it's easy/difficult/
interesting/.....**

**✓ What do you want to do when
you grow up?**

**I want to be...../
learn.....**

3 Χρησιμοποίησε τις απαντήσεις σου από την προηγούμενη άσκηση για να γράψεις για τον εαυτό σου, συμπληρώνοντας και συνεχίζοντας το κείμενο:

This is me!

My name is

and I come from

My father comes from

.....

and my mother comes from

.....

My father is a

and my mother

.....

.....

.....

.....

.....

.....

.....

.....

Με απόφαση της Ελληνικής Κυβέρνησης τα διδακτικά βιβλία του Δημοτικού, του Γυμνασίου και του Λυκείου τυπώνονται από τον Οργανισμό Εκδόσεως Διδακτικών Βιβλίων και διανέμονται δωρεάν στα Δημόσια Σχολεία. Τα βιβλία μπορεί να διατίθενται προς πώληση, όταν φέρουν βιβλιόσημο προς απόδειξη της γνησιότητάς τους. Κάθε αντίτυπο που διατίθεται προς πώληση και δε φέρει βιβλιόσημο, θεωρείται κλεψίτυπο και ο παραβάτης διώκεται σύμφωνα με τις διατάξεις του άρθρου 7, του Νόμου 1129 της 15/21 Μαρτίου 1946 (ΦΕΚ 1946, 108, Α').



***Απαγορεύεται η αναπαραγωγή
οποιοδήποτε τμήματος αυτού του
βιβλίου, που καλύπτεται από δικαιώματα
(copyright), ή η χρήση του σε
οποιαδήποτε μορφή, χωρίς τη γραπτή
άδεια του Παιδαγωγικού Ινστιτούτου.***